

FINITE ELEMENT EVALUATION OF THE DYNAMIC RESPONSE OF BEAMS UNDER UNIFORMLY DISTRIBUTED MOVING LOADS

I.O. ABIALA

Department of Mathematics, College of Natural Sciences,
University of Agriculture, Abeokuta, Nigeria.

E-mail: abialaisrael@yahoo.com.uk - Tel: +2348056060214

ABSTRACT

A detailed analysis of vibration of beams under uniformly distributed moving loads using finite element method is carried out. The material properties, throughout the length of the structures under consideration are assumed to be prismatic. The weak form of the equation describing the vibration of beams is obtained using Galerkin's Weighted Residual Method (GWRM) while the elements stiffness, mass, and centripetal acceleration matrices as well as the load vectors were derived. Newmark's integration method is used to obtain the dynamic response of beams under uniformly distributed moving loads. Numerical examples are presented to show the effects of : (i) velocity of the moving load; (ii) load's length on the dynamic response of beam under uniformly distributed moving loads.

INTRODUCTION

As a result of ever increasing in global increases in the demand for the transformations in transport sectors, most especially, in railway system, pavements, carriage ways and many more. The need for provocative research involving structural members, such as beams under the influences of the moving loads.

Since the middle of the last century, when railway construction began, the problem of vibration of bridges under travelling loads has interested engineers, mathematicians and other scientists. Contributions to the solution of this problem were made by Sir George Stokes (1849), Robert Wills (1849) and many others. Stephen Timoshenko (1927) considered the case of pulsating load passing on the bridge. Sir Charles Inglis (1934), in his systematic analysis of train

crossing a bridge took into account many important factors, such as the effects of the moving loads, the influence of damping and the spring suspension of the locomotive.

For the case of a concentrated force moving with a constant velocity along a beam, neglecting damping forces Timoshenko (1953) found a solution, and presented an expression for the critical velocity. Stanisic and Hardin (1968) determined the dynamic behaviour of a simply supported beam carrying a moving mass which is interesting enough, but their method is not easily applicable to different boundary conditions. A comprehensive treatment of the subject of vibrations of structures to loads, which contains a large number of related cases, is that of Fryba (1972).

Akin and Mofid (1989) presented an analyti-

cal numerical method that can be used to determine the dynamic behaviour of beams with different boundary conditions carrying a concentrated moving mass. The problem of dynamic behaviour of an elastic beam subjected to a moving concentrated mass was also studied by Sadiku and Leipholz (1989). Gbadeyan and Oni (1995) presented a more versatile technique which can be used to determine the dynamic behaviour of beams having arbitrary end supports. Esmailzadeh and Ghorashi (1995) investigated the problem of vibration analysis of beams due to partially distributed, uniformly moving masses.

Michaltos, Sophianopoulos and Kounadis (1996), studied the effect of the mass of a moving load on the dynamic response of a simply supported beam. Some interesting results were obtained. A detailed analysis of

the effect of centripetal and coriolis forces on the dynamic response of light (steel) bridges under moving loads was also carried out by Michaltos and Kounadis (2001). Gbadeyan *et al.* (2002) investigated the dynamic response of beams subjected to uniform partially distributed moving masses in which the inertia of the load was taken into consideration. It is remarked at this juncture, that, in all the works aforementioned so far, analytical methods were employed.

In this paper, the finite element method was employed to obtain the dynamic response of beams under uniformly distributed moving loads. The finite element model of the problem was obtained by applying Galerkin's Weighted Residual Method (GWRM), the responses were obtained using Newmark's integration method (1959) with the aid of a computer code written in Visual Basic pro-

Problem Formulation

For moving load problem, such as a train moving on a bridge, the Euler-Bernoulli equation for beam bending is (Esmailzadeh *et al.*, 1995):

$$EI \frac{\partial^4 y(x,t)}{\partial x^4} + \rho \frac{\partial^2 y(x,t)}{\partial t^2} = q(x,t) \quad (1)$$

where $y(x,t)$ is the transverse displacement of the beam, ρ is the mass density per volume, EI is the beam rigidity, $q(x,t)$ is the externally applied pressure loading, t and x indicate time and the spatial axis along the beam axis.

The associated boundary conditions are:

$$\begin{aligned} y(0,t) = y(l,t) = 0 \\ \frac{\partial^2 y(x,t)}{\partial x^2} \Big|_{x=0} = \frac{\partial^2 y(x,t)}{\partial x^2} \Big|_{x=l} = 0 \end{aligned} \quad (2)$$

For moving load problem,

$$q(x,t) = \frac{1}{\varepsilon} [-pg - p(\frac{\partial^2 y}{\partial x^2} + 2v \frac{\partial^2 y}{\partial x \partial t} + v^2 \frac{\partial^2 y}{\partial x^2})][H(x - \xi + \varepsilon/2) - H(x - \xi - \varepsilon/2)] \quad (3)$$

Using (3) in (1), we have:

$$EI \frac{\partial^4 y(x,t)}{\partial x^4} + \rho \frac{\partial^2 y(x,t)}{\partial t^2} = \frac{1}{\varepsilon} [-pg - p(\frac{\partial^2 y}{\partial x^2} + 2v \frac{\partial^2 y}{\partial x \partial t} + v^2 \frac{\partial^2 y}{\partial x^2})][H(x - \xi + \varepsilon/2) - H(x - \xi - \varepsilon/2)] \quad (4)$$

In order to solve Equation (4) using finite element method, since the closed-form solution of the problem is either impossible or very difficult using analytical approach, we use Galerkin's weighted Residual Method (GWRM) to obtain the weak formulation of the problem.

The weak formulation of the Beam Equation

The weak formulation of Equation (4) according to Kwon *et al.*, (1996) and Reddy (1993) is

$$\int_0^l \left\{ EI \frac{\partial^4 y(x,t)}{\partial x^4} + \rho \frac{\partial^2 y(x,t)}{\partial t^2} \right\} R dx = \int_0^l \left\{ \frac{1}{\varepsilon} [-pg - p(\frac{\partial^2 y}{\partial x^2} + 2v \frac{\partial^2 y}{\partial x \partial t} + v^2 \frac{\partial^2 y}{\partial x^2})][H(x - \xi + \varepsilon/2) - H(x - \xi - \varepsilon/2)] \right\} R dx \quad (5)$$

where, R is the Galerkin's weight or test function.

Rearranging Equation (5), we obtain:

$$EI \int_0^l \frac{\partial^4 y}{\partial x^4} R dx + \rho \int_0^l \frac{\partial^2 y}{\partial t^2} R dx = - \frac{pg}{\varepsilon} \int_0^l R [H(x - \xi + \varepsilon/2) - H(x - \xi - \varepsilon/2)] dx - \frac{p}{\varepsilon} \int_0^l \frac{\partial^2 y}{\partial t^2} R [H(x - \xi + \varepsilon/2) - H(x - \xi - \varepsilon/2)] dx - \frac{2pv}{\varepsilon} \int_0^l \frac{\partial^2 y}{\partial x \partial t} R [H(x - \xi + \varepsilon/2) - H(x - \xi - \varepsilon/2)] dx - \frac{pv^2}{\varepsilon} \int_0^l \frac{\partial^2 y}{\partial x^2} R [H(x - \xi + \varepsilon/2) - H(x - \xi - \varepsilon/2)] dx \quad (6)$$

Integrating twice by parts the 1st term on the left-hand side of (6) , we have:

$$EI \int_0^l \frac{\partial^2 y}{\partial x^2} \frac{\partial^2 R}{\partial x^2} dx + [\vartheta R - \lambda \frac{\partial R}{\partial x}]_0^l + \rho \int_0^l \frac{\partial^2 y}{\partial t^2} R dx =$$

$$-Pg/\epsilon \int_{\xi-\epsilon/2}^{\xi+\epsilon/2} Rdx - P/\epsilon \int_{\xi-\epsilon/2}^{\xi+\epsilon/2} \frac{\partial^2 y}{\partial t^2} Rdx - 2pv/\epsilon \int_{\xi-\epsilon/2}^{\xi+\epsilon/2} \frac{\partial^2 y}{\partial x \partial t} Rdx - pv^2/\epsilon \int_{\xi-\epsilon/2}^{\xi+\epsilon/2} \frac{\partial^2 y}{\partial x^2} Rdx \quad (7)$$

where:

$$g = EI \left(\frac{\partial^3 y}{\partial x^3} \right), \text{ the - shearforce}$$

$$\lambda = EI \left(\frac{\partial^2 y}{\partial x^2} \right), \text{ the - bending - moment}$$

The approximation of the integral (Dada, 2003)

$$\int_0^l f(x) [H(x - \xi + \epsilon/2) - H(x - \xi - \epsilon/2)] dx = \int_{\xi-\epsilon/2}^{\xi+\epsilon/2} f(x) dx \quad (8)$$

Finite Element Model of the Beam Equation

The standard mathematical discretization (Kwon *et al.*, 1996) of beam Equation (7) into a number of finite elements yields;

$$\sum_{i=1}^n \left\{ EI \int_{\Omega} \frac{\partial^2 y}{\partial x^2} \frac{\partial^2 R}{\partial x^2} dx + [gR - \lambda \frac{\partial R}{\partial x}]_0^l + \rho \int_{\Omega} \frac{\partial^2 y}{\partial t^2} Rdx = -Pg/\epsilon \int_{\xi-\epsilon/2}^{\xi+\epsilon/2} Rdx - P/\epsilon \int_{\xi-\epsilon/2}^{\xi+\epsilon/2} \frac{\partial^2 y}{\partial t^2} Rdx - 2pv/\epsilon \int_{\xi-\epsilon/2}^{\xi+\epsilon/2} \frac{\partial^2 y}{\partial x \partial t} Rdx - pv^2/\epsilon \int_{\xi-\epsilon/2}^{\xi+\epsilon/2} \frac{\partial^2 y}{\partial x^2} Rdx \right\} \quad (9)$$

here: $\Omega = l_e$, the domain of the beam element.

Finally, the finite element form of (9) is:

$$[K]\{y\} + [C]\{\dot{y}\} + [M]\{\ddot{y}\} = \{F\} \quad (10)$$

where:

$$[K] = \sum_{i=1}^n \left\{ EI \int_{\Omega} \frac{\partial^2 y}{\partial x^2} \frac{\partial^2 R}{\partial x^2} dx + \frac{pv^2}{\epsilon} \int_{\xi-\epsilon/2}^{\xi+\epsilon/2} \frac{\partial^2 y}{\partial x^2} Rdx \right\} \quad (11a)$$

$$[M] = \sum_{i=1}^n \left\{ \rho \int_0^l \frac{\partial^2 y}{\partial t^2} Rdx + \frac{P}{\epsilon} \int_{\xi-\epsilon/2}^{\xi+\epsilon/2} \frac{\partial^2 y}{\partial t^2} Rdx \right\} \quad (11b)$$

$$[C] = \sum_{i=1}^n \left\{ \frac{2pv}{\varepsilon} \int_{\xi-\varepsilon/2}^{\xi+\varepsilon/2} \frac{\partial^2 y}{\partial x \partial t} R dx \right\} \quad (11c)$$

$$\{F\} = \sum_{i=1}^n \left\{ -\frac{pg}{\varepsilon} \int_{\xi-\varepsilon/2}^{\xi+\varepsilon/2} R dx + Q^e \right\} \quad (11d)$$

By using Hermitian interpolation functions (Cheung *et al.*, 1978; Reddy, 1993)

$$H^T = \left[1 - \frac{3x^2}{l^2} + \frac{2x^3}{l^3}, \quad x - \frac{2x^2}{l} + \frac{x^3}{l^2}, \quad \frac{3x^2}{l^2} - \frac{2x^3}{l^3}, \quad -\frac{x^2}{l} + \frac{x^3}{l^2} \right] \quad (11e)$$

to interpolate the transverse displacement in the above equations, therefore, from equation (11a), we have, for a single element, the system stiffness matrix:

$$[K] = \begin{bmatrix} K_{11} & K_{12} & K_{13} & K_{14} \\ K_{21} & K_{22} & K_{23} & K_{24} \\ K_{31} & K_{32} & K_{33} & K_{34} \\ K_{41} & K_{42} & K_{43} & K_{44} \end{bmatrix} \quad (12)$$

where:

$$K_{11} = \frac{12EI}{l^3} + \frac{pv^2}{\varepsilon} \left[-6\eta + \frac{6\eta^3}{l^2} - \frac{3\eta^4}{l^3} + \frac{6\eta^2}{l^3} - \frac{9\eta^4}{l^5} + \frac{24\eta^5}{5l^6} \right]$$

$$- \frac{pv^2}{\varepsilon} \left[-6\mu + \frac{6\mu^3}{l^2} - \frac{3\mu^4}{l^3} + \frac{6\mu^2}{l^3} - \frac{9\mu^4}{l^5} + \frac{24\mu^5}{5l^6} \right]$$

$$K_{12} = \frac{6EI}{l^2} + \frac{pv^2}{\varepsilon} \left[-3\eta^2 + \frac{4\eta^3}{l} - \frac{3\eta^4}{2l^2} + \frac{4\eta^3}{l^3} - \frac{6\eta^4}{l^4} + \frac{12\eta^5}{5l^5} \right]$$

$$- \frac{pv^2}{\varepsilon} \left[-3\mu^2 + \frac{4\mu^3}{l} - \frac{3\mu^4}{2l^2} + \frac{4\mu^3}{l^3} - \frac{6\mu^4}{l^4} + \frac{12\mu^5}{5l^5} \right]$$

$$K_{13} = \frac{-12EI}{l^3} + \frac{pv^2}{\varepsilon} \left[-\frac{6\eta^3}{l^2} + \frac{3\eta^4}{l^3} + \frac{9\eta^4}{l^5} - \frac{24\eta^5}{5l^6} \right]$$

$$- \frac{pv^2}{\varepsilon} \left[-\frac{6\mu^3}{l^2} + \frac{3\mu^4}{l^3} + \frac{9\mu^4}{l^5} - \frac{24\mu^5}{5l^6} \right]$$

$$\begin{aligned}
K_{14} &= \frac{6EI}{l^2} + \frac{pv^2}{\varepsilon} \left[\frac{2\eta^3}{l} - \frac{3\eta^4}{2l^2} - \frac{3\eta^4}{l^4} + \frac{12\eta^5}{5l^5} \right] \\
&\quad - \frac{pv^2}{\varepsilon} \left[\frac{2\mu^3}{l} - \frac{3\mu^4}{2l^2} - \frac{3\mu^4}{l^4} + \frac{12\mu^5}{5l^5} \right] \\
K_{21} &= \frac{6EI}{l^2} + \frac{pv^2}{\varepsilon} \left[-\frac{4\eta}{l} + \frac{4\eta^3}{l^3} - \frac{13\eta^4}{2l^4} + \frac{3\eta^2}{l^2} + \frac{12\eta^5}{5l^5} \right] \\
&\quad - \frac{pv^2}{\varepsilon} \left[-\frac{4\mu}{l} + \frac{4\mu^3}{l^3} - \frac{13\mu^4}{2l^4} + \frac{3\mu^2}{l^2} + \frac{12\mu^5}{5l^5} \right] \\
K_{22} &= \frac{4EI}{l} + \frac{pv^2}{\varepsilon} \left[-\frac{2\eta^2}{l} + \frac{4\eta^3}{3l^3} - \frac{4\eta^4}{l^3} + \frac{6\eta^5}{5l^4} \right] \\
&\quad - \frac{pv^2}{\varepsilon} \left[-\frac{2\mu^2}{l} + \frac{4\mu^3}{3l^3} - \frac{4\mu^4}{l^3} + \frac{6\mu^5}{5l^4} \right] \\
K_{23} &= -\frac{6EI}{l^2} + \frac{pv^2}{\varepsilon} \left[-\frac{4\eta^3}{l^3} + \frac{13\eta^4}{2l^4} - \frac{12\eta^5}{5l^5} \right] - \frac{pv^2}{\varepsilon} \left[-\frac{4\mu^3}{l^3} + \frac{13\mu^4}{2l^4} - \frac{12\mu^5}{5l^5} \right] \\
K_{24} &= \frac{2EI}{l} + \frac{pv^2}{\varepsilon} \left[\frac{4\eta^3}{3l^2} - \frac{5\eta^4}{2l^3} + \frac{6\eta^5}{5l^4} \right] - \frac{pv^2}{\varepsilon} \left[\frac{4\mu^3}{3l^2} - \frac{5\mu^4}{2l^3} + \frac{6\mu^5}{5l^4} \right] \\
K_{31} &= -\frac{12EI}{l^3} + \frac{pv^2}{\varepsilon} \left[\frac{6\eta}{l^2} - \frac{6\eta^3}{l^4} + \frac{12\eta^4}{l^5} - \frac{6\eta^2}{l^3} - \frac{24\eta^5}{5l^6} \right] \\
&\quad - \frac{pv^2}{\varepsilon} \left[\frac{6\mu}{l^2} - \frac{6\mu^3}{l^4} + \frac{12\mu^4}{l^5} - \frac{6\mu^2}{l^3} - \frac{24\mu^5}{5l^6} \right] \\
K_{32} &= -\frac{6EI}{l^2} + \frac{pv^2}{\varepsilon} \left[\frac{3\eta^2}{l^2} - \frac{8\eta^3}{l^3} + \frac{15\eta^4}{2l^4} - \frac{12\eta^5}{5l^5} \right] \\
&\quad - \frac{pv^2}{\varepsilon} \left[\frac{3\mu^2}{l^2} - \frac{8\mu^3}{l^3} + \frac{15\mu^4}{2l^4} - \frac{12\mu^5}{5l^5} \right] \\
K_{33} &= \frac{12EI}{l^3} + \frac{pv^2}{\varepsilon} \left[\frac{6\eta^3}{l^3} - \frac{12\eta^4}{l^5} + \frac{24\eta^5}{5l^6} \right] - \frac{pv^2}{\varepsilon} \left[\frac{6\mu^3}{l^3} - \frac{12\mu^4}{l^5} + \frac{24\mu^5}{5l^6} \right] \\
K_{34} &= -\frac{6EI}{l^2} + \frac{pv^2}{\varepsilon} \left[-\frac{2\eta^3}{l^3} + \frac{9\eta^4}{2l^4} - \frac{12\eta^5}{5l^5} \right] - \frac{pv^2}{\varepsilon} \left[-\frac{2\mu^3}{l^3} + \frac{9\mu^4}{2l^4} - \frac{12\mu^5}{5l^5} \right]
\end{aligned}$$

$$\begin{aligned}
K_{41} &= \frac{6EI}{l^2} + \frac{pv^2}{\varepsilon} \left[-\frac{2\eta}{l} + \frac{2\eta^3}{l^3} - \frac{11\eta^4}{2l^4} + \frac{3\eta^2}{l^2} + \frac{12\eta^5}{5l^5} \right] \\
&\quad - \frac{pv^2}{\varepsilon} \left[-\frac{2\mu}{l} + \frac{2\mu^3}{l^3} - \frac{11\mu^4}{2l^4} + \frac{3\mu^2}{l^2} + \frac{12\mu^5}{5l^5} \right] \\
K_{42} &= \frac{2EI}{l} + \frac{pv^2}{\varepsilon} \left[-\frac{\eta^2}{l} + \frac{10\eta^3}{3l^2} - \frac{7\eta^4}{2l^3} + \frac{6\eta^5}{5l^4} \right] \\
&\quad - \frac{pv^2}{\varepsilon} \left[-\frac{\mu^2}{l} + \frac{10\mu^3}{3l^2} - \frac{7\mu^4}{2l^3} + \frac{6\mu^5}{5l^4} \right] \\
K_{43} &= -\frac{6EI}{l^2} + \frac{pv^2}{\varepsilon} \left[-\frac{2\eta^3}{l^3} + \frac{11\eta^4}{2l^4} - \frac{12\eta^5}{5l^5} \right] - \frac{pv^2}{\varepsilon} \left[-\frac{2\mu^3}{l^3} + \frac{11\mu^4}{2l^4} - \frac{12\mu^5}{5l^5} \right] \\
K_{44} &= \frac{4EI}{l} + \frac{pv^2}{\varepsilon} \left[-\frac{2\eta^3}{3l^2} - \frac{2\eta^4}{l^3} + \frac{6\eta^5}{5l^4} \right] - \frac{pv^2}{\varepsilon} \left[-\frac{2\mu^3}{3l^2} - \frac{2\mu^4}{l^3} + \frac{6\mu^5}{5l^4} \right]
\end{aligned}$$

where: $\eta = \xi + \varepsilon/2$ and $\mu = \xi - \varepsilon/2$

Similarly, interpolating Equations (11b) to (11d) using the same shape function yields the consistent element mass matrix $[M]$, the centripetal acceleration matrix $[C]$ and the element force vector $\{F\}$ respectively. In this paper, the consistent mass matrix [9] is used for the analysis carried out.

The specification of Q^e in Equation (11d) depends on the associated boundary conditions for a particular problem. However, in this paper, the emphasis is on simply supported beams with a little comparison with cantilever beams.

Numerical Examples

In this paper, a $10m$ long two-node simply supported structural beam element was modeled (Fig.1a) to illustrate the above procedure. The beam element is discretized

into 6 uniform elements (Fig.1b) with homogeneous materials.

In addition, the mass density per beam length $\rho = 7800 \text{ kg/m}^3$, the flexural rigidity $EI = 2.7728 \times 10^5 \text{ N/m}^2$, the beam cross sectional area $A = 1 \text{ m}^2$, the lateral load $P = 1000 \text{ N}$, the velocity of the moving load $V = 8 \text{ m/s}$, and the load's length $\varepsilon = 0.5 \text{ m}$. In order to obtain the effect of the velocity and load's length on the dynamic response of beam elements to moving loads, various values for both parameters were used:

- (a) **Effects of velocity on the dynamic response of the beam:** The effect of increasing in velocity on the dynamic

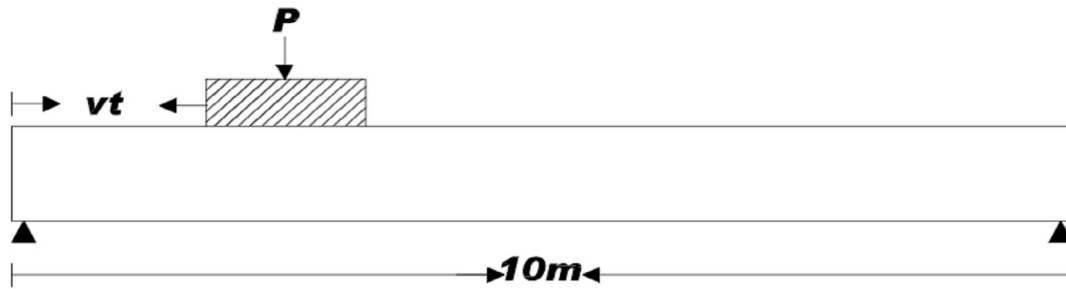


Figure (1a): A uniform beam under moving load




Figure (1b): A discretized uniform beam

response of a simply supported beam under distributed moving load is shown in Figure 2. It shows that for the initial velocity V_0 smaller than a certain value, denoted by V'_0 , the value of the deflections (y) increases with increasing in velocity. However, for $V_0 > V'_0$, the foregoing trend just reverses, the critical value of the initial velocity for this problem is $V'_0 = 15m/s$, while the reverse case is shown in figure 3. The implication is that after exceeding the critical value of the velocity, the deflections decreases as the velocity increases.

(b) Effects of load's length: In order to investigate the influence of the load's length on the dynamic response of a simply supported beam having the same properties as those of the one in Figure 3, but with $\epsilon = 0.5$, $\epsilon = 0.7$, $\epsilon = 0.9$, respectively, were studied. This shows that the deflections (y) increases with increasing in load's length as described in Figure4. Finally, the findings in (a) shows similar pattern in the dynamic responses with the one obtained in (4, 7), while (b) is an extension of the results obtained in (4, 7, 10, 11).

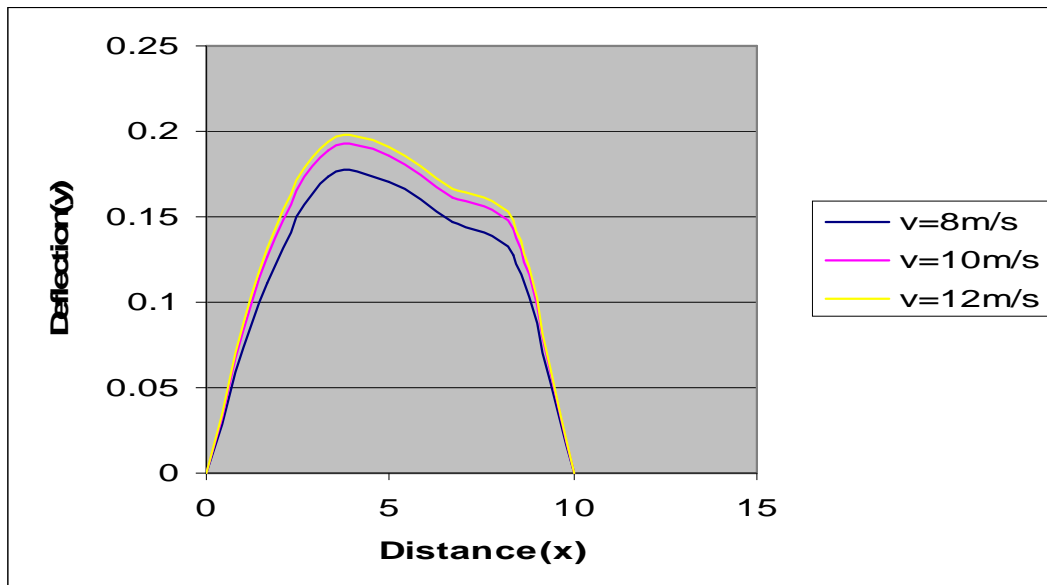


Figure 2: Effect of increasing velocity on the dynamic responses of beams under moving loads

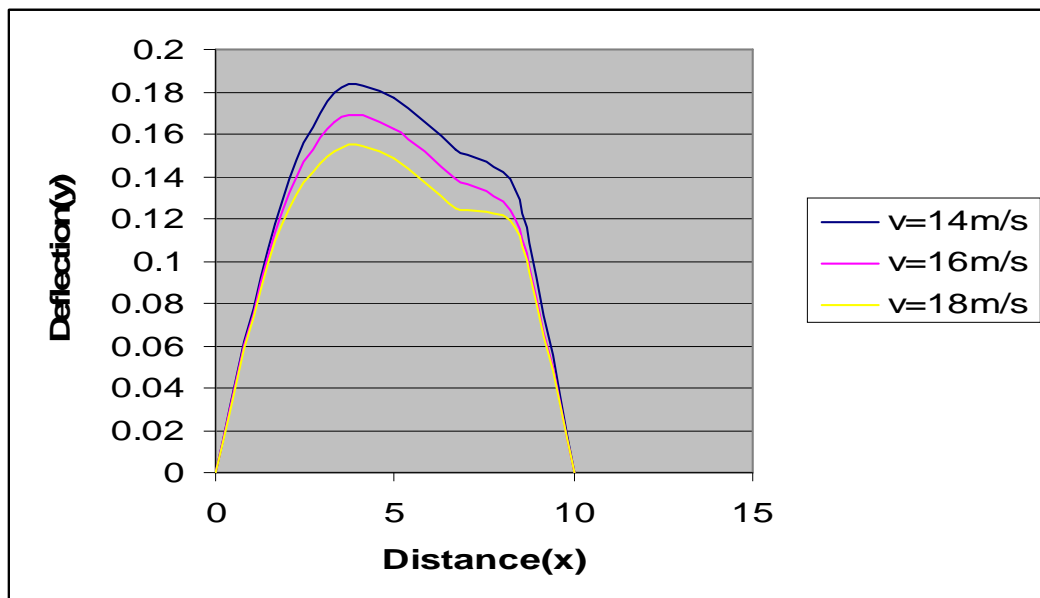


Figure 3: Effect of exceeding the critical value of the velocity on the dynamic responses of beams under moving loads

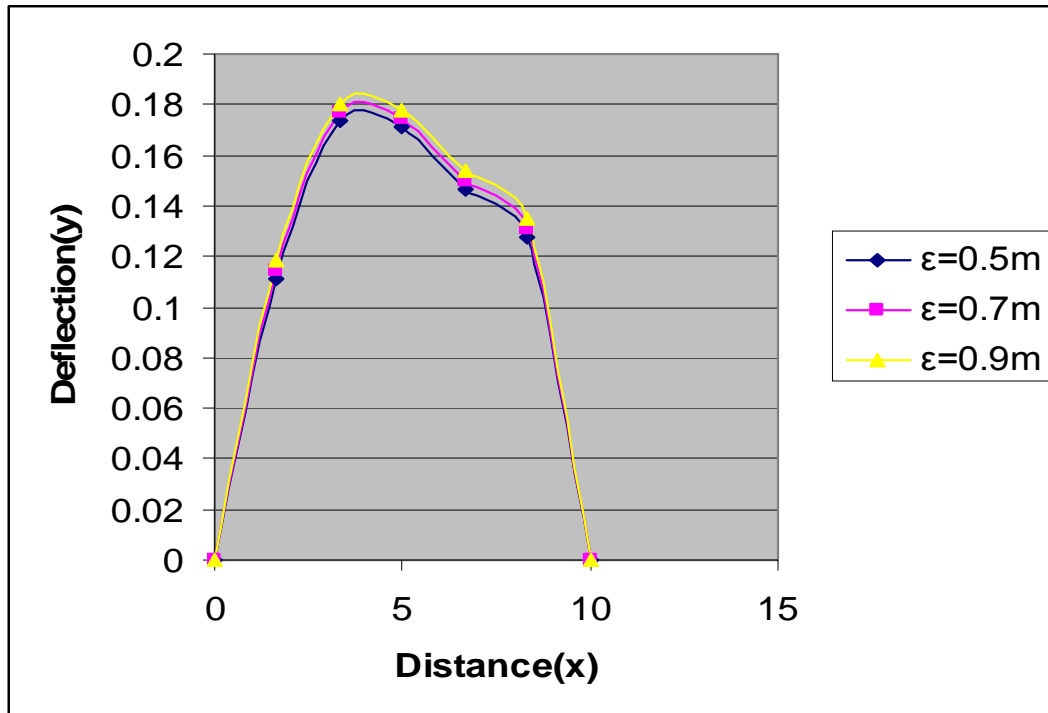


Figure 4: Effect of increases in load's length on the dynamic responses of beams under moving loads

CONCLUSION

In this paper, a detailed analysis of vibration of beams under uniformly distributed moving loads has been studied. The dynamic response of beams subjected to uniformly distributed moving loads using finite element method, incorporating the Newmark's

β numerical technique for the evaluation of the resulted equations in order to obtain the effects of velocity of the moving load and load's length on the response of beams. It is concluded that the velocity of the moving loads and load's length have significant effects on the dynamic response of beams under uniformly distributed moving loads. The results obtained, for the effects of velocity of the moving loads, are in agreement with those in the existing literatures, while for the load's length, the re-

sponse amplitude is directly proportional to the values of the load's length.

REFERENCES

- Akin, J.E., Mofid, M.** 1989. Numerical solution for response of beams with moving masses; *J. of Structural Engineering*, 115(1).
- Cheung, Y.K., Yeo, M.F.** 1978. A Practical introduction to finite element analysis, PIT-MAN.
- Dada, M.S.** 2003. Transverse vibration of Euler-Bernoulli beams on elastic foundation under mobile distributed masses. *J. of the Nigerian Association of Mathematical Physics*, 17: 225-233.

- Esmailzadeh, E., Ghorashi, M.** 1995. "Vibration analysis of beams traversed by uniform partially distributed moving masses". *Journal of Sound and Vibration*, 184(1): 9-17.
- Fryba, L.** 1972. "Vibration of solids and structures under moving loads," Research Institute of Transport, Prague.
- Gbadeyan, J.A., Oni, S.T.** 1995. Dynamic behaviour of beams and rectangular plates under moving loads. *Journal of Sound and Vibration*, 182(5): 677-695.
- Gbadeyan, J.A., Abiala, I.O., Gbolagade, A.W.** 2002. "On the dynamic response of beams subjected to uniform partially distributed moving masses," *Nigerian Journal of Mathematics and Application*, 15: 123-135.
- Inglis, C.E.** 1934. A Mathematical Treatise on vibration in Railway Bridges, Cambridge University press, Cambridge, UK .
- Kwon, Y.W., Bang, H.** 1996. The finite element method using MATLAB, CRC Press, Boca Raton, New York, London, Tokyo.
- Michaltsos, G.T., Sophianopoulos, D., Kounadis, A.N.** 1996. "The effect of a moving mass and other parameters on the dynamic response of a simply supported beam," *Journal of Sound and Vibration*, 191: 357-362.
- Michaltsos, G.T., Kounadis, A.N.** 2001. "The effect of centripetal and coriolis forces on the dynamic response of light bridges under moving loads," *Journal of Vibration and Control* 7: 315-326.
- Newmark, N.M.** 1959. A Method of computation for structural Dynamics *J. Eng. Mech. Div. ASCE*:67-94.
- Reddy, J.N.** 1993. An introduction to the finite element method, 2nd Ed., McGraw-Hill, New York.
- Sadiku, S., Leipholz, H.H.E.** 1989 On the dynamics of elastic systems with moving concentrated masses. *Ingenieur Archiv*, 57: 223-242.
- Stanisic, M.M., Hardin, J.C.** 1968. On the response of beams to an arbitrary number of moving masses, *J. of the Franklin Institute*, 287: 115-123.
- Stokes, G.** 1849. "Discussion of a differential equation relating to the breaking of railway bridges," *Transactions of the Cambridge Philosophical Society* 8(5): 707-705. Reprinted in *Mathematical and Physical papers* 2 (1883): 178-220.
- Timoshenko, S.P.** 1927. Vibration of bridges. *The American Society of Engineers*, 53-61.
- Timoshenko, S.P.** 1953. History of the strength of materials, D. van Nostrand, New York.
- Wills, R.** 1849. "Experiments for determining the effects produced by causing weights to travel over bars with different velocities," in Report of the Commissioners Appointed to Inquire Into the Application of Iron to Railway Structures, G. Grey *et al.*, eds., W. Clowes and Sons, London.

(Manuscript received: 21st January, 2009; accepted: 19th October, 2009).